





































17 100m Backstroke Women Final

























Official

























13yrs NZR	13yrs NZR	59.92	2013-09-29	Gabrielle Fa'amausili AK
14yrs NZR	14yrs NZR	59.73	2014-09-03	Gabrielle Fa'amausili AK
15yrs NZR	15yrs NZR	58.64	2015-08-12	Gabrielle Fa'amausili AK
16yrs NZR	16yrs NZR	59.54	2016-10-03	Gabrielle Fa'amausili AK
17yrs NZR	17yrs NZR	59.66	2017-10-04	Gabrielle Fa'amausili AK
18yrs NZR	18yrs NZR	58.02	2009-08-09	Emily Thomas AK
Open NZR	Open NZR	57.04	2024-12-15	Helena Gasson AK

























Total

























Rank	Competitor	Age	Club	RT	PTS	Result
1	 Glintmeyer ...	16	 Whangapar...	0.62		59.38 16yrs NZR Entry: 59.14 +0.24
	25m:		50m: 28.78 (28.78)			
	75m:		100m: 59.38 (59.38)			
2	 Rawson Al...	15	 Waikato Di...	0.68		1:02.37 Entry: 1:03.93 -1.56
	25m:		50m: 30.33 (30.33)			
	75m:		100m: 1:02.37 (1:02.37)			
3	 Menzies La...	15	 Rolleston C...	0.67		1:02.45 Entry: 1:02.69 -0.24
	25m:		50m: 30.67 (30.67)			
	75m:		100m: 1:02.45 (1:02.45)			
4	 Mihaka Pippa	18	 Hamilton Gi...	0.59		1:02.54 Entry: 1:01.35 +1.19
	25m:		50m: 30.19 (30.19)			
	75m:		100m: 1:02.54 (1:02.54)			
5	 van Veldhui...	17	 Napier Girl...	0.61		1:02.61 Entry: 1:01.97 +0.64
	25m:		50m: 30.53 (30.53)			
	75m:		100m: 1:02.61 (1:02.61)			
6	 Lyles Jade	14	 Crimson Gl...	0.65		1:03.05 Entry: 1:03.63 -0.58
	25m:		50m: 31.06 (31.06)			
	75m:		100m: 1:03.05 (1:03.05)			

























7	 Tobin Mack...	14	 St Cuthbert'...	0.71	1:03.19 -1.10 Entry: 1:04.29
	25m:		50m: 30.59 (30.59)		
	75m:		100m: 1:03.19 (1:03.19)		
8	 Liu Arissa	15	 Pinehurst S...	0.57	1:03.68 +0.22 Entry: 1:03.46
	25m:		50m: 30.67 (30.67)		
	75m:		100m: 1:03.68 (1:03.68)		
9	 Quayle Bridie	17	 Villa Maria ...	0.76	1:03.74 +1.10 Entry: 1:02.64
	25m:		50m: 31.15 (31.15)		
	75m:		100m: 1:03.74 (1:03.74)		
10	 Speers Bro...	16	 Havelock N...	0.59	1:03.75 -0.89 Entry: 1:04.64
	25m:		50m: 30.82 (30.82)		
	75m:		100m: 1:03.75 (1:03.75)		
11	 Carnie Hana	13	 Mount Aspir...	0.70	1:04.28 +0.37 Entry: 1:03.91
	25m:		50m: 31.28 (31.28)		
	75m:		100m: 1:04.28 (1:04.28)		
12	 Stringer Pa...	16	 Waikato Di...	0.64	1:04.39 -0.34 Entry: 1:04.73
	25m:		50m: 30.99 (30.99)		
	75m:		100m: 1:04.39 (1:04.39)		
13	 Seymour M...	17	 Waimea Co...	0.86	1:04.66 +0.95 Entry: 1:03.71
	25m:		50m: 30.96 (30.96)		
	75m:		100m: 1:04.66 (1:04.66)		
14	 Stanford H...	17	 Napier Girl...	0.66	1:04.68 +0.68 Entry: 1:04.00
	25m:		50m: 31.21 (31.21)		
	75m:		100m: 1:04.68 (1:04.68)		
15	 Hunt Isabelle	16	 Wellington ...	0.54	1:05.20 -0.15 Entry: 1:05.35
	25m:		50m: 31.77 (31.77)		
	75m:		100m: 1:05.20 (1:05.20)		
16	 Lin Amber	14	 Rangitoto C...	0.65	1:05.21 -0.44 Entry: 1:05.65
	25m:		50m: 31.61 (31.61)		
	75m:		100m: 1:05.21 (1:05.21)		
17	 Miller Xanthe	17	 Diocesan S...	0.60	1:05.27 +1.68 Entry: 1:03.59
	25m:		50m: 31.42 (31.42)		
	75m:		100m: 1:05.27 (1:05.27)		
18	 Smith Pene	17	 Avonside G...	0.65	1:05.66 +0.21 Entry: 1:05.45
	25m:		50m: 31.38 (31.38)		
	75m:		100m: 1:05.66 (1:05.66)		

























19	 McLaren K...	18	 Iona College	0.68	1:06.05 Entry: 1:04.53 +1.52
	25m:		50m: 31.73 (31.73)		
	75m:		100m: 1:06.05 (1:06.05)		
20	 McLaren A...	18	 Iona College	0.67	1:06.17 Entry: 1:06.38 -0.21
	25m:		50m: 32.40 (32.40)		
	75m:		100m: 1:06.17 (1:06.17)		
21	 Wyatt Hayley	14	 Rangitoto C...	0.70	1:06.47 Entry: 1:05.94 +0.53
	25m:		50m: 32.24 (32.24)		
	75m:		100m: 1:06.47 (1:06.47)		
22	 Wadham S...	14	 St Matthew'...	0.65	1:06.48 Entry: 1:08.89 -2.41
	25m:		50m: 32.45 (32.45)		
	75m:		100m: 1:06.48 (1:06.48)		
23	 Newman T...	15	 Gisborne G...	0.59	1:06.83 Entry: 1:06.53 +0.30
	25m:		50m: 31.41 (31.41)		
	75m:		100m: 1:06.83 (1:06.83)		
24	 Riley Indiana	17	 Waikato Di...	0.69	1:07.01 Entry: 1:08.40 -1.39
	25m:		50m: 33.10 (33.10)		
	75m:		100m: 1:07.01 (1:07.01)		
25	 Yule Helena	14	 Rangitoto C...	0.93	1:07.10 Entry: 1:06.60 +0.50
	25m:		50m: 32.54 (32.54)		
	75m:		100m: 1:07.10 (1:07.10)		
26	 Bendall Em...	17	 Tararua Col...	0.67	1:07.31 Entry: 1:05.96 +1.35
	25m:		50m: 32.79 (32.79)		
	75m:		100m: 1:07.31 (1:07.31)		
27	 Dodunski F...	16	 Diocesan S...	0.75	1:07.45 Entry: 1:06.44 +1.01
	25m:		50m: 32.32 (32.32)		
	75m:		100m: 1:07.45 (1:07.45)		
28	 Jarrett Lani	16	 St Paul's C...	0.67	1:07.56 Entry: 1:07.08 +0.48
	25m:		50m: 32.56 (32.56)		
	75m:		100m: 1:07.56 (1:07.56)		
29	 Ennor Zoe	18	 Napier Girl...	0.58	1:07.88 Entry: 1:04.94 +2.94
	25m:		50m: 33.06 (33.06)		
	75m:		100m: 1:07.88 (1:07.88)		
30	 Kennard S...	16	 Spotswood ...	0.62	1:07.96 Entry: 1:08.36 -0.40
	25m:		50m: 32.23 (32.23)		
	75m:		100m: 1:07.96 (1:07.96)		

























31	 Li Renee	14	 Glendowie ...	0.69	1:08.25 Entry: 1:08.98 -0.73
	25m:		50m: 32.93 (32.93)		
	75m:		100m: 1:08.25 (1:08.25)		
32	 Mills Meeka	13	 Pukekohe ...	0.59	1:08.34 Entry: 1:07.95 +0.39
	25m:		50m: 33.07 (33.07)		
	75m:		100m: 1:08.34 (1:08.34)		
33	 Neal Audrey	17	 Pinehurst S...	0.82	1:08.42 Entry: 1:07.93 +0.49
	25m:		50m: 32.81 (32.81)		
	75m:		100m: 1:08.42 (1:08.42)		
34	 Old Keisha	14	 Nelson Coll...	0.68	1:08.54 Entry: 1:08.76 -0.22
	25m:		50m: 32.80 (32.80)		
	75m:		100m: 1:08.54 (1:08.54)		
35	 Lander Ash...	16	 St Paul's C...	0.67	1:08.66 Entry: 1:09.25 -0.59
	25m:		50m: 33.77 (33.77)		
	75m:		100m: 1:08.66 (1:08.66)		
36	 Zhu Chelsea	13	 St Cuthbert'...	0.60	1:08.82 Entry: 1:10.87 -2.05
	25m:		50m: 33.84 (33.84)		
	75m:		100m: 1:08.82 (1:08.82)		
37	 Ding Cloris	14	 St Cuthbert'...	0.74	1:08.85 Entry: 1:07.86 +0.99
	25m:		50m: 33.81 (33.81)		
	75m:		100m: 1:08.85 (1:08.85)		
38	 Rudge Zya...	15	 Lytton High...	0.63	1:08.94 Entry: 1:09.54 -0.60
	25m:		50m: 33.41 (33.41)		
	75m:		100m: 1:08.94 (1:08.94)		
39	 McGivern A...	16	 Carmel Coll...	0.66	1:09.05 Entry: 1:06.54 +2.51
	25m:		50m: 32.89 (32.89)		
	75m:		100m: 1:09.05 (1:09.05)		
40	 Brown Elsie	14	 Rangitoto C...	0.70	1:09.15 Entry: 1:10.08 -0.93
	25m:		50m: 33.50 (33.50)		
	75m:		100m: 1:09.15 (1:09.15)		
41	 Van Vliet M...	15	 Tauranga G...	0.70	1:09.33 Entry: 1:10.05 -0.72
	25m:		50m: 33.30 (33.30)		
	75m:		100m: 1:09.33 (1:09.33)		
42	 Yee Giselle	13	 John Paul ...	0.70	1:09.38 Entry: 1:10.38 -1.00
	25m:		50m: 33.12 (33.12)		
	75m:		100m: 1:09.38 (1:09.38)		





43	 Hay Gemma	15	 Waikato Di...	0.68	1:09.42 Entry: 1:12.10 -2.68
	25m:		50m: 33.44 (33.44)		
	75m:		100m: 1:09.42 (1:09.42)		
43	 Alva Sydney	15	 St Margaret...	0.96	1:09.42 Entry: 1:08.85 +0.57
	25m:		50m: 32.99 (32.99)		
	75m:		100m: 1:09.42 (1:09.42)		
45	 Carter Violet	15	 Freyberg Hi...	0.71	1:09.43 Entry: 1:09.44 -0.01
	25m:		50m: 33.77 (33.77)		
	75m:		100m: 1:09.43 (1:09.43)		
46	 Leeds Indy	14	 Rangi Ruru...	0.68	1:09.54 Entry: 1:07.38 +2.16
	25m:		50m: 33.58 (33.58)		
	75m:		100m: 1:09.54 (1:09.54)		
47	 Winter Heidi	16	 Dunstan Hi...	0.65	1:09.59 Entry: 1:06.77 +2.82
	25m:		50m: 33.53 (33.53)		
	75m:		100m: 1:09.59 (1:09.59)		
48	 Bradford Lara	15	 Cromwell C...	0.66	1:10.26 Entry: 1:09.98 +0.28
	25m:		50m: 34.49 (34.49)		
	75m:		100m: 1:10.26 (1:10.26)		
49	 Pui Rachel	14	 Whanganui...	0.71	1:10.30 Entry: 1:09.16 +1.14
	25m:		50m: 34.22 (34.22)		
	75m:		100m: 1:10.30 (1:10.30)		
50	 Strydom Lo...	17	 Tuakau Col...	0.68	1:10.44 Entry: 1:08.88 +1.56
	25m:		50m: 33.56 (33.56)		
	75m:		100m: 1:10.44 (1:10.44)		
51	 Blackburn ...	16	 Westlake G...	0.72	1:10.50 Entry: 1:10.23 +0.27
	25m:		50m: 33.80 (33.80)		
	75m:		100m: 1:10.50 (1:10.50)		
52	 Dresner Re...	14	 Tauranga G...	0.79	1:10.53 Entry: 1:10.97 -0.44
	25m:		50m: 33.90 (33.90)		
	75m:		100m: 1:10.53 (1:10.53)		
53	 Scott Megan	15	 Craighead ...	0.75	1:10.56 Entry: 1:09.55 +1.01
	25m:		50m: 33.97 (33.97)		
	75m:		100m: 1:10.56 (1:10.56)		
53	 Sander Greer	14	 Aquinas Co...	0.72	1:10.56 Entry: 1:13.01 -2.45
	25m:		50m: 33.79 (33.79)		
	75m:		100m: 1:10.56 (1:10.56)		

53	 Watt Keira	13	 St Andrew's...	0.67	1:10.56 Entry: 1:11.19 -0.63
	25m:		50m: 34.23 (34.23)		
	75m:		100m: 1:10.56 (1:10.56)		
56	 Cresswell ...	16	 Hamilton Gi...	0.73	1:10.80 Entry: 1:11.70 -0.90
	25m:		50m: 34.34 (34.34)		
	75m:		100m: 1:10.80 (1:10.80)		
57	 Jenkins Alivia	17	 Tauranga G...	0.87	1:10.81 Entry: 1:09.40 +1.41
	25m:		50m: 34.05 (34.05)		
	75m:		100m: 1:10.81 (1:10.81)		
57	 Fletcher E...	17	 St Paul's C...	0.93	1:10.81 Entry: 1:11.00 -0.19
	25m:		50m: 33.73 (33.73)		
	75m:		100m: 1:10.81 (1:10.81)		
59	 Church Ayla	14	 ACG Strath...	0.69	1:11.00 Entry: 1:07.58 +3.42
	25m:		50m: 34.03 (34.03)		
	75m:		100m: 1:11.00 (1:11.00)		
60	 Kinsella Eva	17	 Gisborne G...	0.66	1:11.07 Entry: 1:10.01 +1.06
	25m:		50m: 33.41 (33.41)		
	75m:		100m: 1:11.07 (1:11.07)		
61	 Botti Maya	15	 Epsom Girl...	0.64	1:11.13 Entry: 1:08.96 +2.17
	25m:		50m: 33.94 (33.94)		
	75m:		100m: 1:11.13 (1:11.13)		
62	 Wright Mac...	13	 Kapiti College		1:11.14 Entry: 1:10.58 +0.56
	25m:		50m: 34.74 (34.74)		
	75m:		100m: 1:11.14 (1:11.14)		
63	 Bray Sofia	17	 Baradene ...	0.73	1:11.16 Entry: 1:06.30 +4.86
	25m:		50m: 34.22 (34.22)		
	75m:		100m: 1:11.16 (1:11.16)		
63	 Tuohy Milla	15	 Long Bay C...	0.67	1:11.16 Entry: 1:09.97 +1.19
	25m:		50m: 33.90 (33.90)		
	75m:		100m: 1:11.16 (1:11.16)		
65	 Whitney Maia	15	 Thames Hi...	0.71	1:11.33 Entry: 1:12.81 -1.48
	25m:		50m: 33.35 (33.35)		
	75m:		100m: 1:11.33 (1:11.33)		
66	 Duly Molly	16	 Napier Girl...	0.95	1:11.47 Entry: 1:07.86 +3.61
	25m:		50m: 33.41 (33.41)		
	75m:		100m: 1:11.47 (1:11.47)		

67	 Spalding In...	14	 Aotea Colle...	0.61	1:11.51 Entry: 1:09.20 +2.31
	25m:		50m: 33.17 (33.17)		
	75m:		100m: 1:11.51 (1:11.51)		
68	 Willoughby ...	13	 Gisborne G...	0.66	1:11.78 Entry: 1:11.73 +0.05
	25m:		50m: 34.39 (34.39)		
	75m:		100m: 1:11.78 (1:11.78)		
69	 Dettling Ma...	13	 Western Sp...	0.68	1:11.79 Entry: 1:11.52 +0.27
	25m:		50m: 35.00 (35.00)		
	75m:		100m: 1:11.79 (1:11.79)		
70	 Spooner K...	13	 Rolleston C...	0.61	1:12.36 Entry: 1:11.98 +0.38
	25m:		50m: 35.51 (35.51)		
	75m:		100m: 1:12.36 (1:12.36)		
71	 Schaeffer V...	16	 Mt Albert G...	0.54	1:12.51 Entry: 1:10.72 +1.79
	25m:		50m: 34.75 (34.75)		
	75m:		100m: 1:12.51 (1:12.51)		
71	 Watson Su...	13	 Rangitoto C...	0.80	1:12.51 Entry: 1:14.51 -2.00
	25m:		50m: 36.16 (36.16)		
	75m:		100m: 1:12.51 (1:12.51)		
73	 Kolevski Pa...	14	 New Plymo...	0.65	1:12.53 Entry: 1:10.71 +1.82
	25m:		50m: 34.77 (34.77)		
	75m:		100m: 1:12.53 (1:12.53)		
74	 Prince Kaia	14	 New Plymo...	0.75	1:12.80 Entry: 1:12.28 +0.52
	25m:		50m: 35.31 (35.31)		
	75m:		100m: 1:12.80 (1:12.80)		
75	 Liu Avianna	13	 Pinehurst S...	0.62	1:12.92 Entry: 1:14.20 -1.28
	25m:		50m: 35.03 (35.03)		
	75m:		100m: 1:12.92 (1:12.92)		
76	 McCutcheo...	14	 Central Ha...	0.62	1:13.11 Entry: 1:10.21 +2.90
	25m:		50m: 35.43 (35.43)		
	75m:		100m: 1:13.11 (1:13.11)		
77	 Whyte Ciara	15	 Samuel Ma...	0.74	1:13.16 Entry: 1:09.73 +3.43
	25m:		50m: 34.59 (34.59)		
	75m:		100m: 1:13.16 (1:13.16)		
78	 Maekawa L...	15	 Takapuna ...	0.68	1:13.22 Entry: 1:13.48 -0.26
	25m:		50m: 35.29 (35.29)		
	75m:		100m: 1:13.22 (1:13.22)		

79	 Child Imogen	13	 Takapuna ...	0.74	1:13.57 Entry: 1:16.53 -2.96
	25m:		50m: 35.24 (35.24)		
	75m:		100m: 1:13.57 (1:13.57)		
80	 Searle Ame...	14	 Albany Juni...	0.76	1:13.73 Entry: 1:10.58 +3.15
	25m:		50m: 35.48 (35.48)		
	75m:		100m: 1:13.73 (1:13.73)		
81	 Smith Lily	15	 Tauranga G...	0.68	1:13.74 Entry: 1:11.87 +1.87
	25m:		50m: 35.24 (35.24)		
	75m:		100m: 1:13.74 (1:13.74)		
82	 Batchelor T...	15	 Hauraki Pla...	0.83	1:13.76 Entry: 1:10.09 +3.67
	25m:		50m: 35.36 (35.36)		
	75m:		100m: 1:13.76 (1:13.76)		
83	 Doak Charl...	16	 Ashburton ...	0.64	1:13.96 Entry: 1:11.91 +2.05
	25m:		50m: 35.90 (35.90)		
	75m:		100m: 1:13.96 (1:13.96)		
84	 McManus V...	14	 St Mary's C...	0.93	1:14.04 Entry: 1:08.86 +5.18
	25m:		50m: 34.71 (34.71)		
	75m:		100m: 1:14.04 (1:14.04)		
85	 Singleton Ella	14	 Palmerston...	0.98	1:14.10 Entry: 1:14.60 -0.50
	25m:		50m: 34.64 (34.64)		
	75m:		100m: 1:14.10 (1:14.10)		
86	 Cate Jasmine	14	 Westlake G...	0.93	1:14.46 Entry: 1:14.13 +0.33
	25m:		50m: 35.49 (35.49)		
	75m:		100m: 1:14.46 (1:14.46)		
87	 Harris-Four...	14	 St Ignatius ...	0.77	1:14.66 Entry: 1:15.50 -0.84
	25m:		50m: 35.86 (35.86)		
	75m:		100m: 1:14.66 (1:14.66)		
88	 Lomas Zariah	15	 John Paul ...	0.69	1:14.79 Entry: 1:13.46 +1.33
	25m:		50m: 36.10 (36.10)		
	75m:		100m: 1:14.79 (1:14.79)		
89	 Farmiloe Al...	13	 Whangarei ...	0.71	1:14.80 Entry: 1:14.16 +0.64
	25m:		50m: 35.95 (35.95)		
	75m:		100m: 1:14.80 (1:14.80)		
90	 Arvidson L...	14	 Rangitoto C...	0.63	1:15.17 Entry: 1:14.26 +0.91
	25m:		50m: 35.80 (35.80)		
	75m:		100m: 1:15.17 (1:15.17)		

90	 Na Christy	15	 Craighead ...	0.71	1:15.17 Entry: 1:13.72 +1.45
	25m:		50m: 35.98 (35.98)		
	75m:		100m: 1:15.17 (1:15.17)		
92	 Webby Sie...	13	 Diocesan S...	0.63	1:15.20 Entry: 1:12.31 +2.89
	25m:		50m: 36.19 (36.19)		
	75m:		100m: 1:15.20 (1:15.20)		
93	 Campbell E...	16	 Timaru Girl...	0.96	1:15.30 Entry: 1:12.01 +3.29
	25m:		50m: 36.28 (36.28)		
	75m:		100m: 1:15.30 (1:15.30)		
94	 Grenfell Ch...	16	 St Matthew'...	0.64	1:15.40 Entry: 1:11.49 +3.91
	25m:		50m: 35.33 (35.33)		
	75m:		100m: 1:15.40 (1:15.40)		
95	 Rutherford ...	14	 Glendowie ...	0.77	1:15.41 Entry: 1:15.72 -0.31
	25m:		50m: 36.47 (36.47)		
	75m:		100m: 1:15.41 (1:15.41)		
96	 Sherwin Gr...	13	 Palmerston...	0.66	1:16.09 Entry: 1:15.35 +0.74
	25m:		50m: 36.78 (36.78)		
	75m:		100m: 1:16.09 (1:16.09)		
97	 Stuttle Grace	13	 Havelock N...	0.63	1:16.30 Entry: 1:16.28 +0.02
	25m:		50m: 36.13 (36.13)		
	75m:		100m: 1:16.30 (1:16.30)		
98	 Whyte Tam...	14	 Palmerston...	0.67	1:16.37 Entry: 1:15.09 +1.28
	25m:		50m: 37.33 (37.33)		
	75m:		100m: 1:16.37 (1:16.37)		
99	 Gruiters Ca...	13	 Havelock N...	0.64	1:16.45 Entry: 1:16.89 -0.44
	25m:		50m: 36.94 (36.94)		
	75m:		100m: 1:16.45 (1:16.45)		
100	 Smith Kaylee	15	 Hillcrest Hi...		1:17.65 Entry: 1:13.70 +3.95
	25m:		50m: 36.98 (36.98)		
	75m:		100m: 1:17.65 (1:17.65)		
101	 Lichtwark A...	13	 Bethlehem ...	0.80	1:18.87 Entry: 1:09.74 +9.13
	25m:		50m: 37.48 (37.48)		
	75m:		100m: 1:18.87 (1:18.87)		
-	 Barnes Ma...	16	 Rangiora Hi...	0.65	DSQ

-	 Devoy Cha...	15	 Aquinas Co...	0.65	DSQ
-	 Chote Trelise	18	 Tauranga G...	0.71	DSQ